

HALERS H4 FF

ADJUSTABLE DOWN LIGHT

HALERS
LIGHTING

SPECIFICATION SHEET



The HALERS H4 FF is the perfect non fire-rated LED replacement for LV and GU10 down lighters. The housing has been designed to retro-fit difficult holes with a large cut out range of between 65mm-80mm. Available in neutral and warm white, 38° beam angle and integral driver. This LED fitting is ideal for those residential and commercial applications.

Features	Benefits
° Tilt/Adjustable	° Custom output angle
° Integrated LED driver	° Straight to mains connection
° Driver on 150mm flying lead	° Flexibility during installation
° Retaining clips	° 5-15mm ceiling thickness
° Unique lens design	° 90% efficient lens
° 38° beam angle	° Wide spread of light
° Mains dimmable	° 0-100% dimming control
° Flexible cut-out size	° Fits a 65mm-80mm cut-out
° Double insulated	° No earthing required
° 570lm output	° Brighter than a 50W Halogen
° Low power consumption	° 8.5W power consumption
° Soft start	° Gradual increase in light output
° Safety Extra Low Voltage (SELV)	° Increased safety in vulnerable environments
° Max CRI 85 (WW)	° Excellent quality of light
° Meets building regulations	° Part L compliant
° Anodised aluminium 6063 bezel	° Attractive high quality appearance
° Flying mains lead fitting	° Fast installation time


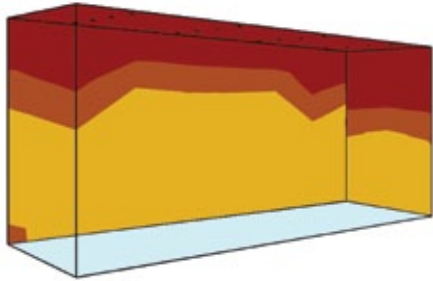
Product Data		
Product code	DLFF 38 XX NW DIM	DLFF 38 XX WW DIM
Colours available (LED)	NW	WW
Colours available (fascia)	White / Silver	
Photometrics		
Beam angle	38	38
Colour temperature (K)	±175k 4000	3000
CRI (colour rendering index)	70	85
Life of LED (hrs)	75,000	75,000
Luminous flux (lm)	570	470
Wattage (W)	8.5	8.5
Luminous efficacy (Lm/W)	68	55
Lux @ 1m (lx)	1700	1200
Wiring		
Accessories	DM GRID 500	
Drivers	700mA mains dimming driver built in	
Cable/flying lead (mm)	150	
Type of wiring required	Parallel (mains)	
Power Factor	0.92	
General		
Bathroom zone	N/A	
Construction material (body)	Anodised silver aluminium 6063 (silver) - White painted aluminium 6063 (White)	
Cut-out (mm)	65-80	
Face temperature when lit (°C)	50	
IP rating	IP20	
Rotation angle (°)	N/A	
SELV (safety extra low voltage)	Yes	
Tilt angle (°)	±20	
Warranty (yrs)	1 (7 year extended warranty applicable)	
Weight (g)	266	

HALERS H4 FF CONT.

ADJUSTABLE DOWN LIGHT

SPECIFICATION SHEET

Relux output NW



Example installation - 6 x 3 x 3m room.

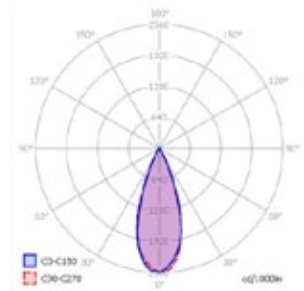
Lux level required - 500lx on workplane

Results.

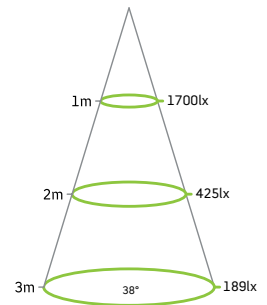
HALERS H4 FF (NW) - x 16 units required = 136W

Typical 50W GU10 - x 36 (1800W) - Save 1660W

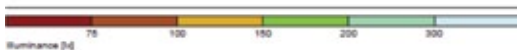
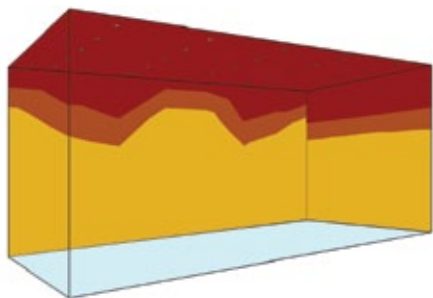
Polar curve NW 38° beam angle



Cone NW



Relux output WW



Example installation - 6 x 3 x 3m room.


Lux level required - 500lx on workplane

Results.

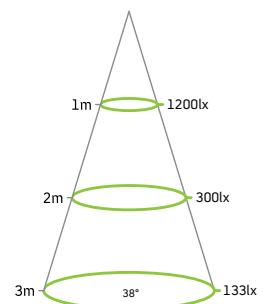
Halers H4 FF (WW) - x 25 units required = 212W

Typical 50W GU10 - x 36 (1800W) - Save 1580W

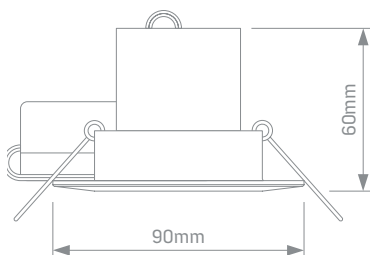
Polar curve WW 38° beam angle



Cone WW



Dimensions



Halers Lighting publish the exact light output details of our fittings, which are confirmed by independent 3rd party test houses, including LUX-TSI (UK), and The Lighting Industry Federation (UK). We test the 'Absolute Photometry' (LM79) at room temperature, of the complete fitting. We believe that independent testing is the only solution to provide consumers with absolute confidence in our products. This has been driven by the current trend within the LED market for publishing unverified and misleading results.